



## AcousticDesign™ Series AD-S6

6.5-inch small format, surface  
mount loudspeaker

### Features

- DMT (Directivity Matched Transition™) ensures smooth, uniform frequency response over the coverage area
- X-Mount™ system enables the loudspeaker to be easily installed and deployed at a variety of angles without slipping over time
- Intrinsic Correction™ voicings available via MP-M Series mixers and the Q-SYS Platform, including CXD-Q Series amplifiers
- Non-transformer 16 ohm operation
- Lightweight ABS enclosures offer long-term durability and lasting good looks
- Sealed input panel cover and powder coated aluminum grilles for added weather resistance
- Meets IEC60529 IP-54 for dust and splash resistance
- Available in black (RAL 9011) or white (RAL 9010)
- Complete EASE, CAD & BIM information available online



X-Mount™ (included)

### Restaurant · Retail · Audio Visual · Education · Concourses · Casinos · Transportation Terminals · Worship Facilities · Large System Ancillary Support

The QSC AcousticDesign™ AD-S6 is a surface mounted 16 ohm, 6.5-inch two-way loudspeaker system, ideally suited for a wide variety of foreground and background sound reinforcement applications.

AcousticDesign™ series offers integrators a premium quality installed sound solution where performance, coverage, and aesthetics are paramount. Combined with unprecedented ease-of-installation and high weather resistance, the AcousticDesign™ Series provides integrators a versatile and confident response.

The AD-S6 features a high quality 6.5-inch weather treated paper cone woofer on a 1.5-inch voice coil. A carefully selected 1-inch silk dome tweeter with a 1-inch voice coil perfectly matches the sensitivity and performance of the woofer for outstanding full range reproduction.

Consistent and even 105° axisymmetric (conical) coverage is realized by means of DMT (Directivity Matched Transition™). This innovation matches the high frequency waveguide to the woofer coverage at the crossover point, resulting in a coherent transducer transition and improved off axis response.

The AD-S6 has a 16 ohm impedance making it ideal for distributed systems, without the need of a transformer, that require optimal sonic performance.

All AcousticDesign Series surface-mount loudspeakers are housed in rugged ABS enclosures for long-term durability. Sealed input panel covers and powder coated aluminum grilles add weather resistance, exceeding IEC60529 IP-54 for dust and splash resistance.

Installers will appreciate the award winning X-Mount™ system, included with each full range AcousticDesign™ Series model. This ingenious mounting solution achieves unprecedented ease-of-installation in either horizontal, vertical, wall, or ceiling deployments. Knurled surfaces at the pivot planes ensure the load will not drift or sag over time. Articulation marks allow preconfiguration of the X-Mount™ while on the ground with no special tools required. Once secure, the loudspeaker installs in seconds, allowing the installer to work safer, smarter, and faster with repeatable results.

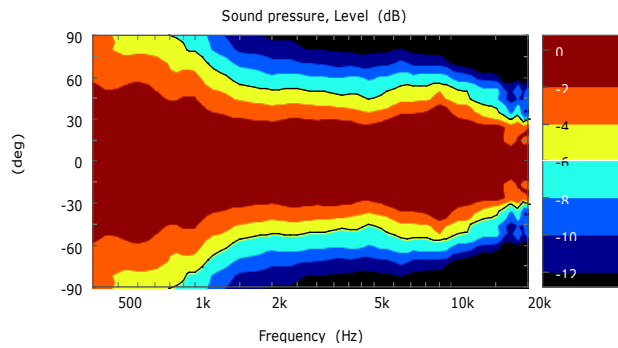
To further enhance performance and speed of install with optimum result, advanced voicing filter sets using QSC Intrinsic Correction™ techniques are obtainable using the Q-SYS Platform including CXD Series amplifiers for a complete QSC systems solution.

Sensitive to aesthetic demand, the AcousticDesign Series feature a stylish appearance free of obtrusive logo adornments. Complimenting adjacent product families, AcousticDesign surface loudspeakers are available in QSC standard black (RAL 9011) or white (RAL 9010) and may be painted to match any decor.

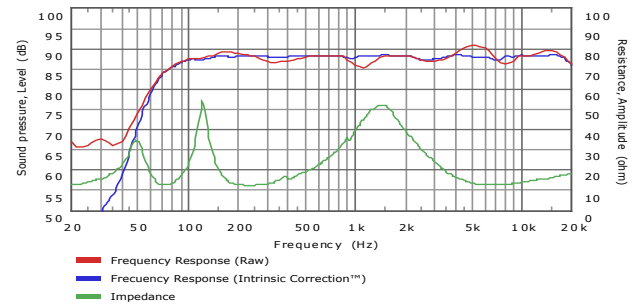
To assist in successful systems integration, complete EASE, CAD, and BIM files are available for online download at QSC.com.

# AD-S6 Details

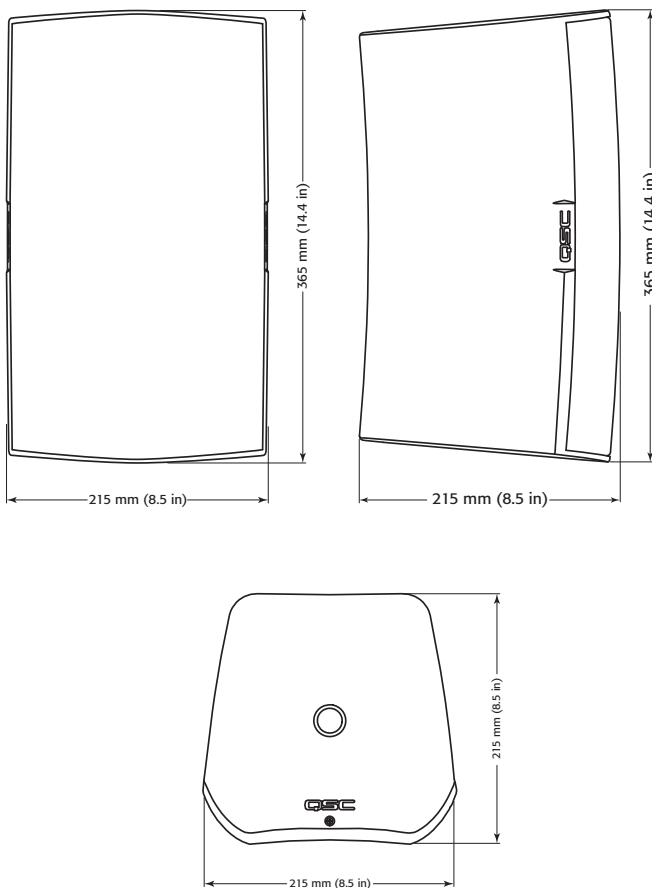
## Horizontal Contour:



## Impedance / Frequency Response:



## Dimensions:



## Specifications:

System Details	AD-S6
HF transducer	1" silk dome tweeter / 1" voice-coil horn loaded
LF transducer	6.5" weather treated paper cone woofer, 1.5" / 38 mm voice-coil
Effective frequency range <sup>1,2,3,8</sup>	58 – 20k Hz
Rated noise power / voltage <sup>6</sup>	150 W / 49 V (rms)
Broad-band sensitivity <sup>2,3,4,8</sup>	89 dB SPL
Coverage angle (-6 dB) <sup>2,5,8</sup>	105°
Directivity factor (Q) <sup>2,5,8</sup>	5
Directivity index <sup>2,5,8</sup>	7 dB
Maximum continuous SPL <sup>7</sup>	110 dB
Maximum peak SPL <sup>7</sup>	116 dB
Rated impedance	16 Ω
Recommended amplifier power	300 W
Input connector type	Euroblock connector with parallel output
Enclosure material	Painted ABS polymer
Grille material	Powder coated aluminum
Enclosure Details	
Ingress protection	IP-54
Operating environment	Designed for indoor and outdoor use
Testing	The AD-S6 Series loudspeakers qualified for outdoor use using the following tests:  Salt fog: MIL-STD-810G Method 509.5 for 100 hrs.  Humidity: MIL-STD-810G Method 507.5, Natural cycle B2, cyclic high RH for 7 days  High and low temperature: tested according to QSC internal standards between -20° and 50° C
Operating temperature range	-20 to 50 °C / -4 to 122 °F
Net weight	11.6 lb / 5.26 kg
Product dimensions	14.4" x 8.5" x 8.5" (365 x 215 x 215 mm)
Shipping weight	28.7 lb / 13.02 kg (pair packed)
Shipping dimensions	20" x 12" X 23" (510 x 305 x 585 mm) (pair packed)
Included accessories	X-Mount mounting system, euroblock connector, input panel cover

As part of QSC's ongoing commitment to product development, specifications are subject to change without notice.

<sup>1</sup> -10 dB from rated sensitivity <sup>2</sup> Full-space, 4 m <sup>3</sup> Reference axis  
<sup>4</sup> 70-20 kHz average <sup>5</sup> 1k-10 k Hz average <sup>6</sup> IEC, 2hrs, based on 16 Ω nominal impedance  
<sup>7</sup> Calculated from rated noise power and sensitivity <sup>8</sup> Reference plane is the plane with the loudspeaker baffle plane. Reference axis is the axis perpendicular to the reference plane and passing through the center of the baffle. Vertical plane is the plane intersecting the reference plane at a right angle, including the reference axis. Horizontal plane is the plane intersecting the reference plane and the vertical plane at a right angle, including the reference axis.



please recycle