






AVANTE ACHROMIC SPEAKER TECHNICAL SPECIFICATIONS

	A10	A12	A15	A15S	A18S
Frequency Range (-10db)	70Hz-20kHz	60Hz-20kHz	45Hz-20kHz	35Hz-160Hz	35Hz-150Hz
Nominal Coverage	90° x 60°	90° x 60°	90° x 60°	Omni-Direction Cardioid	Omni-Direction Cardioid
Output (Peak SPL@1M)	121dB	123dB	124dB	126dB	127dB
Amplifier Power	250W Class D (LF) +50W Class AB (HF) RMS 1000 W Peak	350W Class D (LF) + 50W Class AB (HF) RMS 1200 W Peak	350W Class D (LF) + 50W Class AB (HF) RMS 1200 W Peak	500W RMS Class D, 1600W Peak	500W RMS Class D, 1600W Peak
Current Consumption	400 Watts	400 Watts	400 Watts	600 Watts	600 Watts
DSP Features	LCD Screen with EQ and Multiple Presets	LCD Screen with EQ and Multiple Presets	LCD Screen with EQ and Multiple Presets	LCD Screen with EQ and Multiple Presets	LCD Screen with EQ and Multiple Presets
Driver Information	10" Woofer w/2" Voice Coil. 1" HF Compression Driver	12" Woofer w/2.5" Voice Coil. 1.35" HF Compression Driver	15" Woofer w/2.5" Voice Coil. 1.35" HF Compression Driver	15" Woofer w/3" Voice Coil	18" Woofer w/3" Voice Coil
Input /Output Connectors	Balanced female XLR/ ¼" combo jack, 2 x RCA (Phono). Balanced Male XLR Output	Balanced female XLR /¼" combo jack, 2 x RCA (Phono). Balanced Male XLR Output	Balanced female XLR/ ¼" combo jack, 2 x RCA (Phono). Balanced Male XLR Output	2 x Balanced female XLR/ ¼" combo jacks, 2 x XLR male balanced outputs	2 x Balanced female XLR/ ¼" combo jacks, 2 x XLR male balanced outputs
Enclosure	H-PP Molded	H-PP Molded	H-PP Molded	15mm Plywood	18mm Plywood
Grill	1.2 mm Steel	1.2 mm Steel	1.2 mm Steel	1.2 mm Steel	1.2 mm Steel
Handles	1 Top	1 Top, 1 Side	1 Top, 1 Side	2 Side	2 Side
Fly Points (M10)	2 Top 1 Back	2 Top 1 Back	2 Top 1 Back		
Pole Mounting	Dual Position 0°, 7.5°	Dual Position 0°, 7.5°	Dual Position 0°, 7.5°	Ground Stack	Ground Stack
Power Input	115V / 230V ~50/60 (Country Specific)	115V / 230V ~50/60 (Country Specific)	115V / 230V ~50/60 (Country Specific)	115V / 230V ~50/60 (Country Specific)	115V / 230V ~50/60 (Country Specific)
Net Dimensions					
Height	20.9" (530 mm)	24.7" (628 mm)	28.7" (728 mm)	24.1" (612 mm)	26.1" (662 mm)
Width	12.2" (310 mm)	14.4" (365 mm)	16.7" (425 mm)	16.9" (430 mm)	20.1" (510 mm)
Depth	11.8" (299 mm)	13.9" (354 mm)	16.3" (414 mm)	23.9" (607 mm)	25.5" (647 mm)
Net Weight	25 lbs. (11.3 kg)	35 lbs. (15.9 kg)	42 lbs. (19.1 kg)	57 lbs. (25.9 kg)	73 lbs. (33.1 kg)
cETLus	 Intertek 3069848	 Intertek 3069848	 Intertek 3069848	 Intertek 3069848	 Intertek 3069848